

Scoring Your SAT Practice Test #9

Congratulations on completing an SAT® practice test. To score your test, follow the instructions in this guide.

Scores Overview

Each assessment in the SAT Suite (SAT®, PSAT/NMSQT®, PSAT™ 10, and PSAT 8/9) reports test scores and cross-test scores on a common scale.

Each assessment also reports subscores, which provide more information to students, educators, and parents. For more details about scores, visit sat.org/scores.

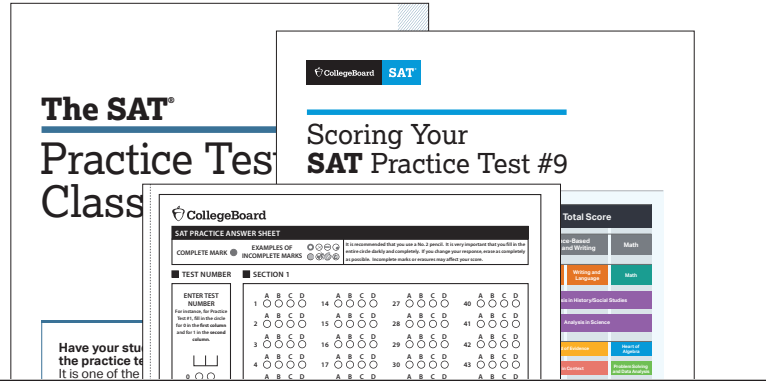
The College Board Assessment Design & Development team developed the practice test using the same processes and review standards they use when developing the actual SAT. Everything from the way the questions are written to how they look on the page reflects what you'll see on test day.

1 Total Score 400–1600 Scale	Total Score		
2 Section Scores 200–800 Scale	Evidence-Based Reading and Writing		Math
3 Test Scores 10–40 Scale	Reading	Writing and Language	Math
2 Cross-Test Scores 10–40 Scale	Analysis in History/Social Studies		
	Analysis in Science		
7 Subscores 1–15 Scale	Command of Evidence		Heart of Algebra
	Words in Context		Problem Solving and Data Analysis
		Expression of Ideas	Passport to Advanced Math
		Standard English Conventions	
3 Essay Scores (Optional) 2–8 Scale	Reading		
	Analysis		
	Writing		

How to Calculate Your Practice Test Scores

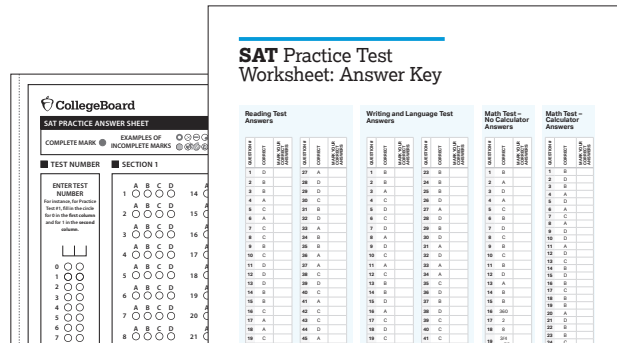
GET SET UP

- 1 You'll need the answer sheet that you bubbled in while taking the practice test. You'll also need the conversion tables and answer key at the end of this guide.



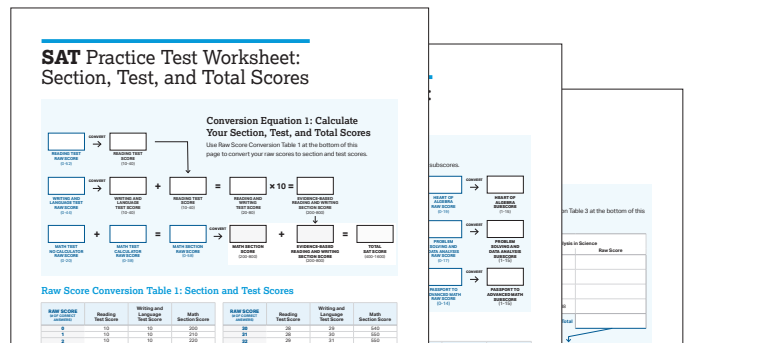
SCORE YOUR PRACTICE TEST

- 2 Using the answer key on page 7, count your total correct answers for each section. Write the number of correct answers for each section in the answer key at the bottom of that section.



CALCULATE YOUR SCORES

- 3 Using your marked-up answer key and the conversion tables, follow the directions on pages 3–6 to get all of your scores.

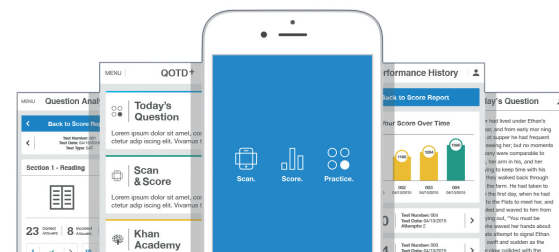


SCAN & SCORE

Using the Daily Practice for the SAT mobile app, you can skip steps 1–3 above and take a photo of your practice answer sheet to get your scores.

- 1 Write in this practice test number “09” in the field on the left of your answer sheet.
- 2 Open the app and log in with your College Board account.
- 3 With the app open, scan your answer sheet with the camera and access your scores.

Scores are saved to your profile so you can track your progress. For personalized study, connect these scores to Official SAT Practice at Khan Academy®.



Get Section, Test, and Total Scores

Your total score on the SAT practice test is the sum of your Evidence-Based Reading and Writing Section score and your Math Section score. To get your total score, you will convert what we call the “raw score” for each section—the number of questions you got right in that section—into the “scaled score” for that section, and then calculate the total score.

GET YOUR EVIDENCE-BASED READING AND WRITING SECTION SCORE

Calculate your SAT Evidence-Based Reading and Writing Section score (it’s on a scale of 200–800) by first determining your Reading Test score and your Writing and Language Test score. Here’s how:

- Using the answer key on page 7, count the number of correct answers you got on Section 1 (the Reading Test). The number of correct answers is your raw score.
- Go to Raw Score Conversion Table 1: Section and Test Scores on page 8. Find your raw score in the “Raw Score” column, and match it to the number in the “Reading Test Score” column.
- Do the same with Section 2 to determine your Writing and Language Test score.
- Add your Reading Test score to your Writing and Language Test score.
- Multiply that number by 10. This is your Evidence-Based Reading and Writing Section score.

EXAMPLE: Jennifer answered 29 of the 52 questions correctly on the SAT Reading Test and 20 of the 44 questions correctly on the SAT Writing and Language Test. Using the table on page 8 she calculates that she received an SAT Reading Test score of 27 and an SAT Writing and Language Test score of 23. She adds 27 to 23 (gets 50) and then multiplies by 10 to determine her SAT Evidence-Based Reading and Writing Section score is 500.

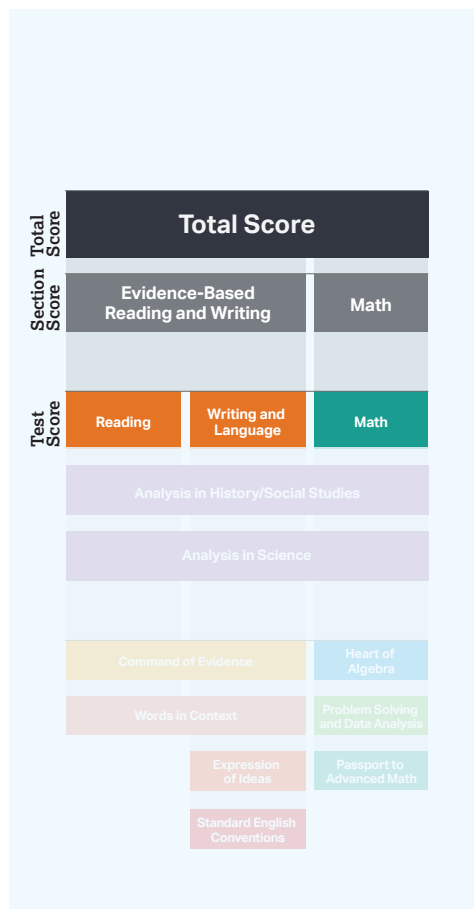
GET YOUR MATH SECTION SCORE

Calculate your SAT Math Section score (it’s on a scale of 200–800).

- Using the answer key on page 7, count the number of correct answers you got on Section 3 (Math Test – No Calculator) and Section 4 (Math Test – Calculator).
- To determine your Math raw score, add the number of correct answers you got on Math Test – No Calculator and Math Test – Calculator.
- Use Raw Score Conversion Table 1 to turn your raw score into your Math Section score.

GET YOUR TOTAL SCORE

Add your Evidence-Based Reading and Writing Section score to your Math Section score. The result is your total score on the SAT Practice Test, on a scale of 400–1600.



Your total score on the SAT practice test is the sum of your Evidence-Based Reading and Writing Section score and your Math Section score.



Use worksheet pages 7 and 8 to calculate your section, test, and total scores.

Get Subscores

Subscores provide more detailed information about your strengths in specific areas within literacy and math. They are reported on a scale of 1–15.

COMMAND OF EVIDENCE

The Command of Evidence subscore is based on questions from both the Reading Test and the Writing and Language Test that ask you to interpret and use evidence found in a wide range of passages and informational graphics, such as graphs, tables, and charts.

- 1 Add up your total correct answers from the following questions:
 - Reading Test questions 5; 8; 12; 20; 23; 29; 37; 42; 51-52
 - Writing and Language Test questions 7; 11; 19-20; 25; 33-34; 41

Your raw score is your total correct answers from all of these questions.

- 2 Use Raw Score Conversion Table 2: Subscores on page 9 to determine your Command of Evidence subscore.

WORDS IN CONTEXT

The Words in Context subscore is based on questions from both the Reading Test and the Writing and Language Test that address word/phrase meaning in context and rhetorical word choice.

- 1 Add up your total correct answers from the following questions:
 - Reading Test questions 9-10; 15; 18; 24-25; 39-40; 47-48
 - Writing and Language Test questions 1; 8; 13; 18; 28; 32; 36; 42

Your raw score is your total correct answers from all of these questions.

- 2 Use Raw Score Conversion Table 2 to determine your Words in Context subscore.

EXPRESSION OF IDEAS

The Expression of Ideas subscore is based on questions from the Writing and Language Test that focus on topic development and organization and rhetorically effective use of language.

- 1 Add up your total correct answers from the following questions:
 - Writing and Language Test questions 1-3; 7-8; 11; 13; 16; 18-20; 22; 24-25; 28-29; 32-34; 36-37; 41-42; 44

Your raw score is your total correct answers from all of these questions.

- 2 Use Raw Score Conversion Table 2 to determine your Expression of Ideas subscore.

Subscores provide more detailed information about your strengths in specific areas within literacy and math.

Use worksheet pages 7 and 9 to calculate your subscores.

STANDARD ENGLISH CONVENTIONS

The Standard English Conventions subscore is based on questions from the Writing and Language Test that focus on sentence structure, usage, and punctuation.

- 1 Add up your total correct answers from the following questions:
 - Writing and Language Test questions 4-6; 9-10; 12; 14-15; 17; 21; 23; 26-27; 30-31; 35; 38-40; 43

Your raw score is your total correct answers from all of these questions.

- 2 Use Raw Score Conversion Table 2 to determine your Standard English Conventions subscore.

HEART OF ALGEBRA

The Heart of Algebra subscore is based on questions from the Math Test that focus on linear equations and inequalities.

- 1 Add up your total correct answers from the following questions:
 - Math Test – No Calculator questions 1; 3-5; 8; 14; 17; 20
 - Math Test – Calculator questions 1; 3; 8; 13-15; 17; 19-20; 32; 36

Your raw score is your total correct answers from all of these questions.

- 2 Use Raw Score Conversion Table 2 to determine your Heart of Algebra subscore.

PROBLEM SOLVING AND DATA ANALYSIS

The Problem Solving and Data Analysis subscore is based on questions from the Math Test that focus on quantitative reasoning, the interpretation and synthesis of data, and solving problems in rich and varied contexts.

- 1 Add up your total correct answers from the following questions:
 - Math Test – Calculator questions 2; 5-6; 9-12; 18; 22-23; 29-30; 33-35; 37-38

Your raw score is your total correct answers from all of these questions.

- 2 Use Raw Score Conversion Table 2 to determine your Problem Solving and Data Analysis subscore.

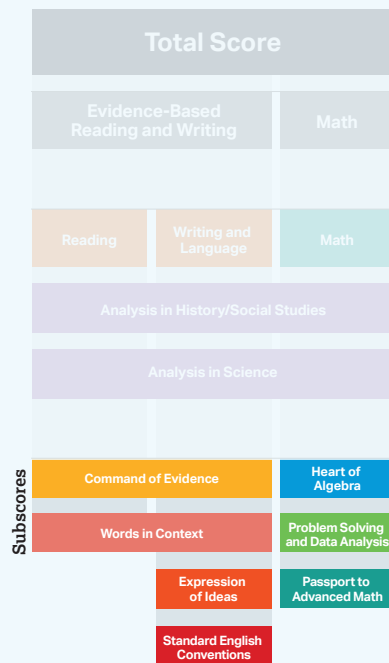
PASSPORT TO ADVANCED MATH

The Passport to Advanced Math subscore is based on questions from the Math Test that focus on topics central to the ability to progress to more advanced mathematics, such as understanding the structure of expressions, reasoning with more complex equations, and interpreting and building functions.

- 1 Add up your total correct answers from the following questions:
 - Math Test – No Calculator questions 2; 7; 9-13; 15; 18
 - Math Test – Calculator questions 4; 16; 21; 24; 26-28

Your raw score is your total correct answers from all of these questions.

- 2 Use Raw Score Conversion Table 2 to determine your Passport to Advanced Math subscore.



Subscores provide more detailed information about your strengths in specific areas within literacy and math.



Use worksheet pages 7 and 9 to calculate your subscores.

Get Cross-Test Scores

The SAT also reports two cross-test scores: Analysis in History/Social Studies and Analysis in Science. These scores are based on questions in the Reading, Writing and Language, and Math Tests that ask students to think analytically about texts and questions in these subject areas. Cross-test scores are reported on a scale of 10-40.

ANALYSIS IN HISTORY/SOCIAL STUDIES

1 Add up your total correct answers from the following questions:

- Reading Test questions 11-20, 32-42
- Writing and Language Test questions 13; 16; 18-20; 22
- Math Test – Calculator questions 2; 8; 14; 23; 29; 35; 37-38

Your raw score is your total correct answers from all of these questions.

2 Use Raw Score Conversion Table 3: Cross-Test Scores on page 10 to determine your Analysis in History/Social Studies cross-test score.

ANALYSIS IN SCIENCE

1 Add up your total correct answers from the following questions:

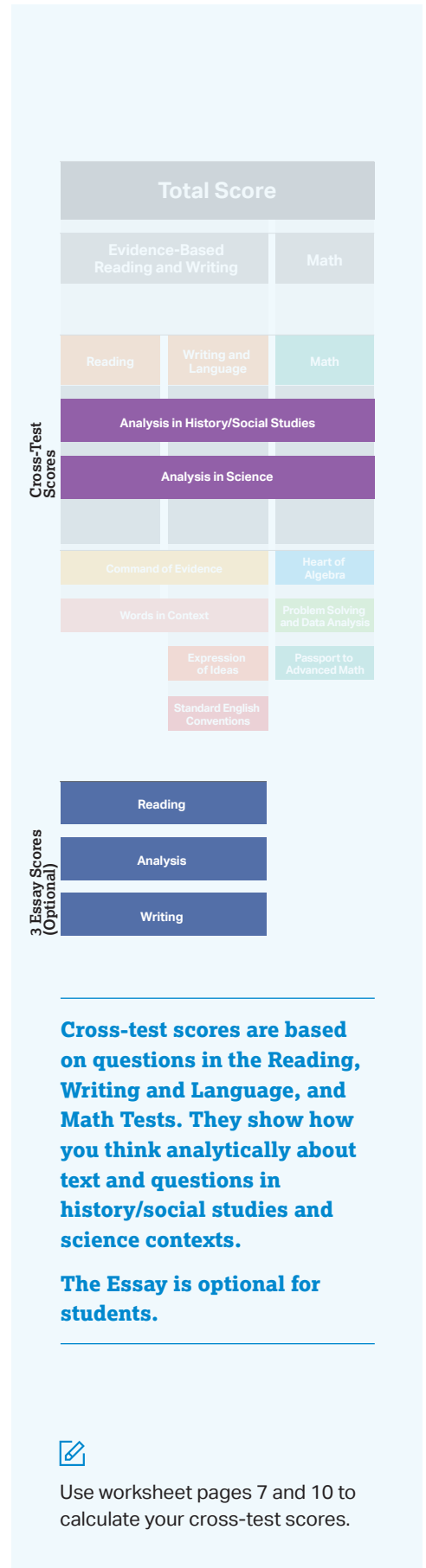
- Reading Test questions 21-31; 43-52
- Writing and Language Test questions 1-3; 7-8; 11
- Math Test – Calculator questions 5-6; 11-12; 18-20; 26

Your raw score is your total correct answers from all of these questions.

2 Use Raw Score Conversion Table 3 to determine your Analysis in Science cross-test score.

GET ESSAY SCORES

On your own, or with help from your teacher, score the Essay portion of the practice test using the scoring rubric and sample scored responses to determine which rubric score point best describes your performance in Reading, Analysis, and Writing. The scoring rubric and sample scored responses are available at collegereadiness.collegeboard.org/sat/scores/understanding-scores/essay.



Cross-test scores are based on questions in the Reading, Writing and Language, and Math Tests. They show how you think analytically about text and questions in history/social studies and science contexts.

The Essay is optional for students.



Use worksheet pages 7 and 10 to calculate your cross-test scores.

SAT Practice Test

Worksheet: Answer Key

Reading Test Answers

QUESTION #	CORRECT	MARK YOUR CORRECT ANSWERS	QUESTION #	CORRECT	MARK YOUR CORRECT ANSWERS
1	D		27	A	
2	B		28	D	
3	B		29	D	
4	A		30	C	
5	C		31	B	
6	A		32	D	
7	C		33	A	
8	C		34	B	
9	B		35	B	
10	C		36	A	
11	D		37	A	
12	D		38	C	
13	D		39	D	
14	B		40	C	
15	B		41	A	
16	C		42	C	
17	A		43	C	
18	A		44	D	
19	C		45	A	
20	D		46	D	
21	A		47	C	
22	B		48	A	
23	D		49	A	
24	A		50	B	
25	C		51	C	
26	B		52	D	

**READING TEST
RAW SCORE**
(Total # of Correct Answers)

Writing and Language Test Answers

QUESTION #	CORRECT	MARK YOUR CORRECT ANSWERS	QUESTION #	CORRECT	MARK YOUR CORRECT ANSWERS
1	B		23	B	
2	B		24	B	
3	A		25	B	
4	C		26	D	
5	D		27	A	
6	C		28	D	
7	D		29	B	
8	A		30	D	
9	D		31	A	
10	C		32	D	
11	A		33	A	
12	C		34	A	
13	B		35	C	
14	B		36	D	
15	D		37	B	
16	A		38	D	
17	C		39	C	
18	D		40	C	
19	C		41	C	
20	C		42	A	
21	B		43	D	
22	D		44	C	

**WRITING AND LANGUAGE TEST
RAW SCORE**
(Total # of Correct Answers)

Math Test – No Calculator Answers

QUESTION #	CORRECT	MARK YOUR CORRECT ANSWERS
1	B	
2	A	
3	D	
4	A	
5	C	
6	B	
7	D	
8	C	
9	B	
10	C	
11	B	
12	D	
13	A	
14	B	
15	B	
16	360	
17	2	
18	8	
19	$\frac{3}{4}$ or .75	
20	$\frac{5}{2}$ or 2.5	

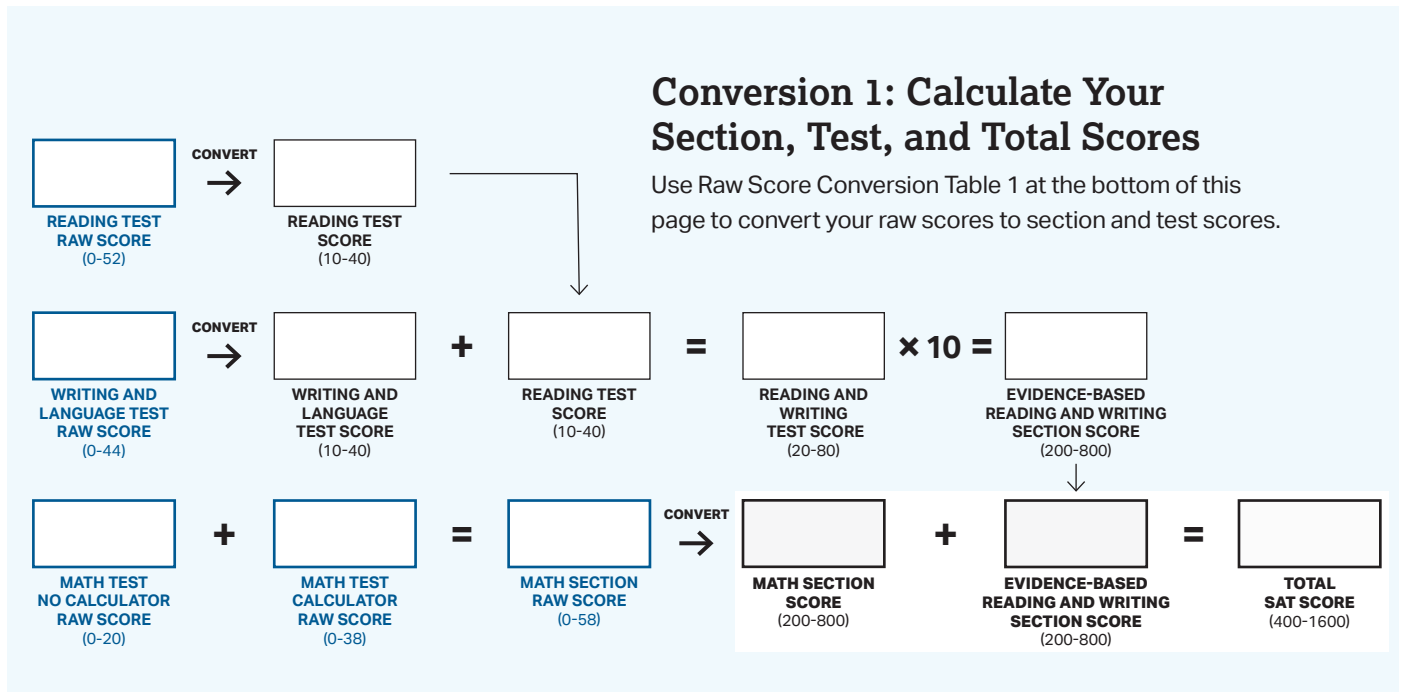
**MATH TEST –
NO CALCULATOR
RAW SCORE**
(Total # of
Correct Answers)

Math Test – Calculator Answers

QUESTION #	CORRECT	MARK YOUR CORRECT ANSWERS
1	B	
2	D	
3	B	
4	A	
5	D	
6	A	
7	C	
8	A	
9	D	
10	D	
11	A	
12	D	
13	C	
14	B	
15	D	
16	B	
17	C	
18	B	
19	B	
20	A	
21	D	
22	B	
23	B	
24	C	
25	C	
26	D	
27	A	
28	C	
29	A	
30	D	
31	6	
32	2	
33	8	
34	9	
35	15	
36	$\frac{3}{2}$ or 1.5	
37	1.3	
38	3	

**MATH TEST –
CALCULATOR
RAW SCORE**
(Total # of
Correct Answers)

SAT Practice Test Worksheet: Section, Test, and Total Scores



Raw Score Conversion Table 1: Section and Test Scores

RAW SCORE (# OF CORRECT ANSWERS)	Reading Test Score	Writing and Language Test Score	Math Section Score
0	10	10	200
1	10	10	210
2	10	10	220
3	11	11	230
4	12	12	250
5	13	12	260
6	13	13	280
7	14	14	290
8	15	15	310
9	16	16	320
10	17	16	330
11	17	17	340
12	18	18	360
13	18	19	370
14	19	19	380
15	19	20	390
16	20	21	400
17	20	21	410
18	21	22	420
19	22	22	440
20	22	23	450
21	23	24	460
22	23	24	470
23	24	25	480
24	25	26	490
25	25	26	500
26	26	27	510
27	26	27	520
28	27	28	520
29	27	29	530

RAW SCORE (# OF CORRECT ANSWERS)	Reading Test Score	Writing and Language Test Score	Math Section Score
30	28	29	540
31	28	30	550
32	29	31	550
33	29	31	560
34	30	32	570
35	30	33	580
36	31	33	590
37	31	34	590
38	32	35	600
39	32	35	610
40	33	36	620
41	33	37	630
42	34	38	640
43	34	39	650
44	35	40	660
45	35		670
46	36		680
47	36		690
48	37		700
49	38		710
50	38		720
51	39		740
52	40		750
53			760
54			780
55			790
56			790
57			800
58			800

SAT Practice Test Worksheet: Subscores

Conversion 2: Calculate Your Subscores

Use Raw Score Conversion Table 2 at the bottom of this page to convert your raw scores to subscores.

	CONVERT →				CONVERT →				CONVERT →	
COMMAND OF EVIDENCE RAW SCORE (0-18)		COMMAND OF EVIDENCE SUBSCORE (1-15)		EXPRESSION OF IDEAS RAW SCORE (0-24)		EXPRESSION OF IDEAS SUBSCORE (1-15)		HEART OF ALGEBRA RAW SCORE (0-19)		HEART OF ALGEBRA SUBSCORE (1-15)
	CONVERT →				CONVERT →				CONVERT →	
WORDS IN CONTEXT RAW SCORE (0-18)		WORDS IN CONTEXT SUBSCORE (1-15)		STANDARD ENGLISH CONVENTIONS RAW SCORE (0-20)		STANDARD ENGLISH CONVENTIONS SUBSCORE (1-15)		PROBLEM SOLVING AND DATA ANALYSIS RAW SCORE (0-17)		PROBLEM SOLVING AND DATA ANALYSIS SUBSCORE (1-15)
									CONVERT →	
								PASSPORT TO ADVANCED MATH RAW SCORE (0-14)		PASSPORT TO ADVANCED MATH SUBSCORE (1-15)

Raw Score Conversion Table 2: Subscores

RAW SCORE (# OF CORRECT ANSWERS)	Command of Evidence	Words in Context	Expression of Ideas	Standard English Conventions	Heart of Algebra	Problem Solving and Data Analysis	Passport to Advanced Math
0	1	1	1	1	1	1	1
1	3	1	1	1	1	1	3
2	4	1	2	1	2	2	4
3	5	2	3	2	3	3	5
4	5	3	4	2	4	4	6
5	6	4	4	3	5	5	7
6	7	5	5	4	6	6	8
7	7	6	6	4	6	7	9
8	8	7	6	5	7	8	10
9	9	8	7	5	8	9	11
10	10	8	8	6	8	10	11
11	10	9	8	7	9	11	12
12	11	10	9	8	9	11	13
13	12	11	9	8	10	12	14
14	12	11	10	9	10	13	14
15	13	12	10	10	11	14	15
16	14	13	11	11	12	15	15
17	15	14	11	12	13	15	
18	15	15	12	13	14		
19			12	14	15		
20			13	15			
21			14				
22			14				
23			15				
24			15				

SAT Practice Test Worksheet: Cross-Test Scores

Conversion 3: Calculate Your Cross-Test Scores

Put your question-specific raw scores from page 7 into the table. Then use Raw Score Conversion Table 3 at the bottom of this page to convert your total raw scores to cross-test scores.

Test	Analysis in History/Social Studies		Analysis in Science	
	Questions	Raw Score	Questions	Raw Score
Reading Test	11-20; 32-42		21-31; 43-52	
Writing and Language Test	13; 16; 18-20; 22		1-3; 7-8; 11	
Math Test – No Calculator	None		None	
Math Test – Calculator	2; 8; 14; 23; 29; 35; 37-38		5-6; 11-12; 18-20; 26	
	Total		Total	

↓

→ CONVERT →

ANALYSIS IN HISTORY/
SOCIAL STUDIES
RAW SCORE
(0-35)

→

ANALYSIS IN HISTORY/
SOCIAL STUDIES
CROSS-TEST SCORE
(10-40)

↓

→ CONVERT →

ANALYSIS IN
SCIENCE
RAW SCORE
(0-35)

→

ANALYSIS IN
SCIENCE CROSS-
TEST SCORE
(10-40)

Raw Score Conversion Table 3: Cross-Test Scores

RAW SCORE (# OF CORRECT ANSWERS)	Analysis in History/ Social Studies Cross-Test Score	Analysis in Science Cross-Test Score
0	10	10
1	10	11
2	11	12
3	12	14
4	13	15
5	14	16
6	16	17
7	17	18
8	18	19
9	19	19
10	20	20
11	21	21
12	22	22
13	23	23
14	23	24
15	24	25
16	25	25
17	26	26
18	26	27
19	27	28
20	28	29
21	29	29
22	29	30
23	30	31
24	31	32
25	31	32
26	32	33
27	33	33
28	34	34
29	34	35
30	35	36
31	36	36
32	37	37
33	38	38
34	39	39
35	40	40